

# THE SHEATH

THE NEWSLETTER OF THE PENINSULA ORCHID SOCIETY

## MARY TAKES US TO MADAGASCAR!

**Mary Gerritsen, Ph.D.**



Mary has been interested in plants for most of her adult life, and has been growing orchids on and off for the last 35 years, despite several cross country moves as part of her “other life” as a biomedical scientist. Her passion for orchids was rekindled when she moved to the San Francisco Bay area in 1997 and attended the Peninsula Orchid Society show. Returning home with a few plants, she decided to join a local orchid society (The Peninsula Orchid Society) to learn more about taking care of them, and from these beginnings, her current passion grew exponentially!

Now Mary truly has put her roots down, and has orchids in two greenhouses, five lath houses, her front porch, sun room, and anywhere else she can put them. Her collection of about two thousand plants, mostly species, is rich in masdevallias and other miniature orchids of many different genera. She has co-authored five botanical books with co-author and photographer Ron Parsons “Masdevallias, Gems of the Orchid World”, “Calochortus, Mariposa Lilies and their Relatives”, “A Bay Area Guide to Orchids and their Culture”, “The American Orchid Society Guide to Orchids and their Culture” and “A Compendium of Miniature Orchid Species”. Recently (October 2021), Mary and Ron completed and published the 2nd edition of the “Compendium of Miniature Orchid Species” which is just now mailing out to the preorders. Mary is also an occasional contributor to the AOS magazine Orchids, and Orchid Digest.

One of Mary’s favorite pastimes is to travel to exotic (and some not so exotic) places to see orchids in situ, and to gain a better understanding of their varied habitats. In addition to numerous trips to sites in the US and Canada, she has visited Costa Rica, Panama, Ecuador, Peru, Colombia, Venezuela, Brazil, Mexico, Germany, France, Luxembourg, Crete, Cyprus, Rhodes, Mallorca, Australia, South Africa, Madagascar, Singapore, Borneo, Thailand, Sulawesi (Indonesia), and various sites in southern and western China, on orchid “field trips”. Mary is an active member of the Peninsula Orchid Society, having served as a director, vice-president, president, and show chair. She is a past president, director and treasurer of the San Francisco Orchid Society, as well as a director and treasurer of the Orchid Conservation Alliance and a director on the board of the Orchid Digest.

Her talk on Madagascar is based on two fall (September-October) trips to this amazing island. The first trip was made with Redfern Natural History Expeditions and was focused on the diverse wildlife and plants of this island. A second trip with the Orchid Conservation Alliance was organized with Johan and Clare Hermans as the lead botanists and was entirely focused on the orchid flora. This talk will cover the different biomes of the island and flora and fauna that we found on the journey (sorry no penguins!).



**Friday, December 17  
7:00pm**

### Meeting details

**6:30pm** Garden Center doors  
and Zoom opens

**7:00pm** Mary Gerritsen

**8:15pm** Announcements

**8:20pm** Show & Tell

End of meeting - plant  
drawing

### In this issue

2 President's message

3 Member news

4 Botrytis on orchid flowers

5 Volunteering

6 Preparing your show entries

7 Member sales show information

8 Show rules

10 Class list

12 Show awards and trophies

13 Upcoming events

14 Time to renew your membership!

15 November Show & Tell



# *PRESIDENT'S MESSAGE*

KEN JACOBSEN

We are coming to the end of another year, one that has been filled with new and different challenges, but we've met each and every challenge and come out on top. This year we were able to restart in-person meetings, and to do so while incorporating our virtual members. We're still learning how best to do them, but overall, the hybrid meetings have been a success. We've also had our first one day show and sale in August. I think all would agree this experiment was also a success, and many members have asked for a repeat of flash shows in the future.

This is also the dawn of another new year for the Peninsula Orchid Society. We've just elected our board for 2022, and there are a couple first time members on the board. We sincerely thank them for joining us in helping run this club for all our members. And of course, the biggest event of the 2022 year is just around the corner. The 2022 POS show and sale is on our usual weekend in January, and is only a few short weeks away!

Speaking of the show, I would encourage each and every member to participate as they can. We're always looking for plants to put into the display area for the show. You can bring in a few individual plants, or if you have a lot of plants to display, contact the set-up coordinator (me) and you can reserve an entire display table. I will also encourage you to bring in those extra pieces of your special plants to sell in member sales. This is a great way of moving extra plants into good homes, while also helping the club. Several other blurbs in this issue will inform you how to do this, and of any changes made to member sales this year. If neither of these works for you, there are many areas where a helping hand will make the show go more smoothly – we're always looking for help with security, food, and the plant hotel. The only real skill required is enthusiasm.

Remember, the board members are here to help things go smoothly, and to ensure the club functions the way you want it to function. If you have ideas or comments, send them to us.

Finally, I hope you've all had a great year, and that you enjoy the holiday season, and that the New Year holds only good things for you.

Happy growing,  
Ken

# MEMBER NEWS

## Show & Tell

As with last month, if you are not attending the meeting in person, and would like to share photos of your orchids, please plan to share your screen and talk about your orchids on Zoom.

## December Opportunity Table

Everyone present at the SMGC can buy tickets for \$1 each. If you are attending by Zoom and want to participate you will want to have a friend at the meeting buy tickets for you and deliver your plants to you. Not sure who lives near you? Ask on the POS Google Group. Don't belong? Contact Chaunie. This month we will have plants from Mary Gerritsen's collection.

**December Skill Session** - we will not have one this month as Mary's presentation is a bit longer than usual.

## January 28, 29 and 30 2022 Show and Sale Coming Right Up!

More information contained in the newsletter.

Here is a tip I got from Mary Bui-Pham. To make it easier to crush your tissue sample for the Agitest virus test tube, sharpen your crushing sticks in a clean pencil sharpener so they more closely resemble the shape of the bottom of the test tube. I tried it and it was a real improvement.



## Happy birthday!

### December Birthdays

Kathy Barrett  
Clint Evans  
Hai Merfalen  
Patricia Papa  
Edith Rodriguez  
Dave Tatro  
Janusz Warszawski  
Corinna Wan  
Tom Waugh  
Miva Wong  
Audrey Young-Tarter

## 2021 Board of Directors

President - Ken Jacobsen  
Past President - Carol Zoltowski  
Vice President - Chaunie Langland  
Recording Secretary - Isis Trenchard  
Correspondence Secretary - Helena Wee  
Treasurer - Janusz Warszawski  
Director of Membership - Olga Ostrovsky  
Director of Way and Means - Mark Khoo  
Director at Large - Mariko Nagashima  
Director at Large - Mary Bui-Pham  
Director at Large - Sue Rose  
Newsletter Editors - Isis Trenchard and  
Chaunie Langland

penorchidsoc@yahoo.com

# Botrytis on Orchid Flowers

by Chaunie Langland

**What it is:** a fungus that shows up on orchid flowers as small dark spots.

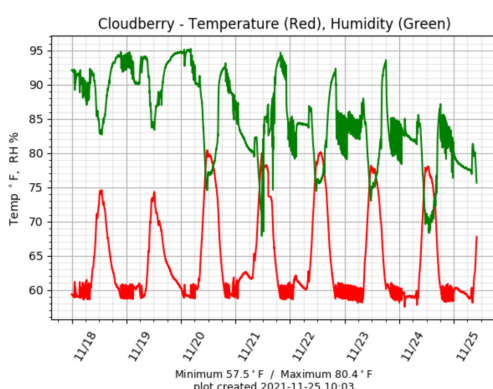
**How:** Incredibly common outdoors and in your growing area, the spores spread by air movement and water movement, especially active in spring and fall.

**What happens:** The spores can remain inactive on a plant for the life of the plant. They germinate when there is a film or drop of water on the flower for 8 to 12 hours, the humidity is 85% or above, and the temperature is between 55 and 65 degrees F. After germination the fungus becomes active in a wider range of temperatures. Warm days and cool nights are the perfect conditions for maximum water condensation on plants.

**You can:** Provide adequate air movement to keep water from remaining on your flowers. Outdoors you could keep your potential show orchids in an area with a fan running at night to help dry off moisture. In your greenhouse you can also control your humidity levels by using a dehumidifier at night. Relative humidity goes up as the temperature drops. I had one night last year where the humidity was 100% in my greenhouse even though it wasn't raining. I ran out there and everything was dripping with water.


**Technical blah, blah, blah:** (skip this part if you don't have a hobby greenhouse)

I'm including a temp/humidity eight day graph showing my small greenhouse (8' x 16') before and after adding the dehumidifier and using a timer to run it for about 5 hours starting around 11 PM the first night and 6 PM the following days. I get between a 1/2 inch to two gallons of pure water in 5 hours. This can be used to water your orchids. The dehumidifier provides some heat. You can see on the temperature graph that the heater, controlled by a thermostat, cycles on and off while the dehumidifier is running and providing some heat. After the dehumidifier turns off the heater is running continuously. Having removed some of the moisture in the greenhouse, keeping the greenhouse between 58 and 60 degrees is enough to keep the relative humidity in the desired range and PG&E from declaring another bankruptcy. There is also a large fan running at all times to provide air movement. A different strategy will be required when we have heavy continuous rain (aka a couple of times per year) or when we have very cold weather (again, a few times per year). Normally when we have very cold temperatures we have low humidity. In the past I have had two 1500 W space heaters in the greenhouse in the winter. (We tested them recently and found one was running at half of its rating.) There are two 20 amp circuits to the greenhouse. For safety you should not load your 20 amp circuit with more than 16 amps. This means that I don't have the capacity to run the dehumidifier and both heaters at the same time. Juggling will be required when the weather varies from our usual pattern.



References  
<https://extension.psu.edu/botrytis-or-gray-mold>  
<https://ag.umass.edu/greenhouse-floriculture/fact-sheets/botrytis-blight-of-cut-flowers>

Advanced botrytis on  
Cattleya flowers



# Volunteers Make the Show!

## *Volunteering*

We always have the best volunteers of any show in the area - it is fun to come and work a few hours at the show in any of the areas. Just contact the show coordinators to volunteer: Ken Jacobsen (kenneth.p.jacobsen@gmail.com), Mary Bui-Pham (mbuipham@yahoo.com), and Chaunie Langland (chaunie.langland@earthlink.net).

Friday, January 28	Saturday, January 29	Sunday, January 30	Monday, January 31
set-up begins at 10 AM, the day ends at 10 PM.	show opens at 10 AM and closes at 5 PM	show opens at 10 AM take down is followed by dinner for volunteers and vendors	show materials returned to storage

## 2022 Show Chairpersons

**Co-Show Chairs:** Ken Jacobsen, Mary Bui-Pham and Chaunie Langland

**Admissions:** Mark Khoo

**Advertising:** Isis Trenchard

**AOS Award Photography:** Chaunie Langland

**Hospitality:** Helena Wee

**Judging:** Sylvia Darr

**Member Sales:** Ken Jacobsen

**Membership:** Olga Ostrovsky

**Plant Check-in:** Ken Jacobsen

**Plant Hotel:** Susan Tong

**Plant Placement:**

**Raffle:** Mary Bui-Pham

**Ribbons and Trophies:** Mariko Nagashima

**Security:** Mike Drilling

**Set-up:** Ken Jacobsen/Mike Drilling

**Treasurer:** Steve Proschan

**Vendors:** Mike Drilling

### Hospitality Committee Volunteers Needed

to set-out food for show volunteers and vendors

- Helpers to carry supplies in on Thursday afternoon and pack up kitchen supplies on Sunday.
- Helpers in the kitchen to set out and put away food as needed
  - > Pre-show setup and judging Friday lunch and dinner
  - > Saturday breakfast and lunch
  - > Sunday breakfast, lunch and dinner

Any time slots when you can help are much needed and appreciated

- Donations of cookies and finger food welcome
- Anyone interested in learning the hospitality chair job for 2023

Questions: Please contact Helena Wee email [shhwee@sbcglobal.net](mailto:shhwee@sbcglobal.net)



# Preparing Your Show Entries Starts Now If Not Sooner

I'm not going to lie to you, you are going to need to spend some time on preparing your orchids for show entry. The sooner you start, the easier it will be on you.

## **Staking**

By now your show plants will at likely at least be in spike. You need to decide if you are going to do any staking. Some plants present the flowers better without stakes. Standard cymbidiums, cattleyas, phalaenopsis and most orchids will look best if staked while the inflorescence is growing. Late staking often results in star-gazers - flowers looking up at the ceiling instead of at the audience. If you are late getting your staking done, take time to find the best angle to present your flowers nicely. Your stakes don't always have to be perpendicular.

## **Pests**

Both now and several times during the week of the show you will want to check for pests. These include, but are not limited to, aphids, mealy bugs, scale (brown and bois du val), snails and slugs, ants, botrytis, weeds, and mold. Take the time to look carefully around the pot, on the underside of leaves and flowers and on the stems. It is a good idea to buy an inexpensive magnifying glass (or spend all you want!) and really look on the flowers. You would be surprised how small some of those mealy bugs are and how they like to hide out on the white parts of your flowers. Unfortunately aphid eggs are likely to hatch during the show - probably during plant entry or judging or the first morning of the show, as they wait patiently on your plant for warm temperatures. So don't feel bad if the show pohbah calls you and asks you to come and get your infected plant. But do come and get it right away!

## **Cleaning**

Clean leaves and removing "unsightly" unneeded parts. Leaves should at a minimum be wiped off with a damp towel or cloth. You can also remove hard water spots if needed by diluting non-fat milk or lemon juice in water and wiping the leaves. This makes your water more acidic to help dissolve the hard water deposits. It is best to not try to remove hard water spots on flowers as you are likely to damage them.

Your cattleyas, some dendrobiums and other orchids may have papery brown sheathing bracts. When the bracts have turned papery it is OK to remove them. I wrap a wet paper towel around mine and let them sit until the bract becomes soft and easy to remove. There is also a practical reason to do this - scale and mealy bugs can hide in these protected area. And they don't always stay there for the entire show, plus wouldn't you like to get rid of them anyway?

Remove old flower spikes and any spikes that have mainly old looking flowers on them. Remove any dead leaves and debris that your outdoor orchid may have picked up. Dead leaf tips can be cut off by making a diagonal cut or two diagonal cuts the day before or of plant entry and putting a light coating of antibiotic cream on the cuts. This will keep the cuts from turning brown until after the show.

## **Organization**

To make your life easier at plant entry, write down the names of your potential entries the weekend before the show, go through the class list and add the class number on your list. If you can't figure out which class an entry belongs in, email Ken and he can get back to you with the correct class. This will make check-in more efficient and relaxing for you. Hauling in plants and trying to read the tags while filling out the entry forms is not as much fun as you might think.

Be prepared to gain more appreciation for and knowledge about your orchids by spending the time to prepare for the show. You'll be glad you did! See you there! Chaunie

# Member Sales Information

## **A SPECIAL NOTE TO THOSE BRINGING PLANTS IN FOR MEMBER SALES AT OUR SHOW IN JANUARY!**

This year we're making an important change in the way you price your plants. **You need to include an amount to cover the sales tax in your posted price**, and the final price must be in a **full dollar amount**.

The easiest way to do this is to add 10% to the price you were going to put on the plant, and round to the next higher dollar amount if necessary. For example, a plant you would have priced at \$20 in the past would now be \$22, and one you would have priced at \$25 will be \$28.

If you fail to add the extra to the price of your plants, then this will lower your income on the plants. No sales tax will be added on by the cashier, but POS will withhold and pay the sales tax from the proceeds.

### **THE USUAL RULES – READ THEM ANYWAY!**

Official plant tags will be available at the December 17th meeting. You can also contact Ken Jacobsen @ [kenneth.p.jacobsen@gmail.com](mailto:kenneth.p.jacobsen@gmail.com) for tags to be sent to your home by mail.

Incoming plants will be accepted: Friday (1/28) 2:00 pm to 7:00 pm Saturday (1/29) 8:00 am to 9:45 am Sunday (1/30) 9:00 am to 9:45 am

- Current members of the POS are allowed to sell their plants at this event. The POS will retain 25% of the amount sold and collect tax from customers.
- Numbering system to use will be as an example: for Sue Rose SJR01, SJR02 and so on. Lettering should be at least four characters.
- Print number and plant information on each side of the sales tickets.
- The small part of the sales tickets needs to be able to tear off to retain for sales support. **DO NOT TAPE THE TEAR OFF PART.** The cashiers do not have time to cut these off when the lines are long.
- Members selling plants in member sales are expected to work for 2 hour shifts during the show if they bring in more than 20 plants to sell. A sign-up sheet will be on the wall of the sales room or you can contact Ken Jacobsen at [kenneth.p.jacobsen@gmail.com](mailto:kenneth.p.jacobsen@gmail.com) with the times you would like to volunteer or for questions. We really appreciate your help during this wonderful show.
- Bring your plants or items labeled and a list of what you have brought to sell. Please do not plan on filling out the tickets in the sales room. There just is not enough room.
- Members sales staff have the right to refuse plants that have pests or appear virused.
- We have had some fabulous plants in our member sales area. Thank you all for your support of the POS. Donated plants are greatly appreciated as well.

# 2022 POS Show Rules

**Please review the following carefully, all rules will be strictly enforced in the interest of this show and fairness to its participants.**

Any person may enter orchid plants or orchid cut flowers in the show, subject to these rules.

Exhibitors need not be POS (Peninsula Orchid Society) members.

Perpetual trophies are awarded only to POS members. Anyone may join POS when they bring entries in if they wish.

Plants and flowers for exhibition at the show shall be delivered to the Community Activities Building, 1400 Roosevelt Avenue in Redwood City, on Friday, January 28th 2022 between 2:00 and 6:30 PM. NO EXCEPTIONS.

The show concludes on Sunday at 5:00 PM and plants should be picked up between 5:00 PM and 5:30 PM.

Anyone interested in serving as a clerk for ribbon judging or as a ribbon judge should be present at 7:00 PM on Friday January 28th.

The show, including sales area, will not open until Saturday morning at 10:00 AM.

## **AOS Judging**

Specific forms, which are available at the entry table, must be completed and left with the AOS clerk or at the show entry desk.

Since this is a AOS sanctioned show, all plants exhibited are considered for AOS awards unless “No AOS Judging” is in writing on the entry card or display. If you feel that the plant entered has not reached its full potential on this blooming and may want to have it judged later, you need the “No AOS” sign on it for it to remain eligible for future judging.

Plants NOT marked for “no AOS judging” may not be AOS judged later on the same inflorescence. (There are special rules for some Phalaenopsis that bloom sequentially on the same inflorescence.) Judges may not recognize a plant’s quality until they begin the individual judging process. Do not count on the judges to spot your awardable entry on their walk through.

If you feel your plant may be awardable, don’t be shy, fill out an entry form. There is no cost for AOS judging, only for awards.

## **Ribbon Judging Plant Entry**

- Entry cards must be completed for all plants entered in competition and for all plants entered for exhibition only. Exhibition entries will not be placed in the judging books.
- Plants entered in ribbon and show trophy judging must have been owned by the exhibitor for at least 6 months.
- For ribbon judging, you need not know the name of the plant as long it is possible to determine which class it should be entered into.



## 2022 POS Show Rules (continued)

- Plants incorrectly labeled or improperly entered may be disqualified from consideration for awards.
- It is the responsibility of the owner to enter the plant in the correct division.
- If there is any doubt at all about which class your entry belongs in, please discuss it with the clerk at the entry desk. Judges may (but are not required to) move entries to the appropriate class.
- All plants items exhibited must remain on display throughout the show. Removal cannot begin until 5:00 PM. Please talk with Ken Jacobsen if this will cause a problem for you we will work out a solution.
- Plants may be entered for AOS judging without being entered in the show. You must fill out the appropriate entry form(s) and let the entry clerk know.
- The POS will provide security during the hours the show is open to the public. However, exhibitors assume all risk and liability for their property.

### Classification of Exhibitors by Skill Level

- Novice: An Exhibitor who has won no more than TEN best of class awards (purple rosettes at POS shows, e.g. Best Novice Cattleya, Best Novice Oncidium) at any AOS sanctioned shows unless a perpetual trophy has not been won also, in which case the exhibitor may remain in Novice if they wish. Only one point is accumulated per plant per show.
- Intermediate: An Exhibitor who has won no more than TEN Intermediate level best of class awards (e.g. Best Intermediate Cattleya, Best Intermediate Oncidium) at any AOS sanctioned shows, unless no perpetual trophy has been won at Novice or Intermediate in which case the exhibitor may remain in Intermediate if they wish.
- Advanced: An Exhibitor who has won more than TEN Intermediate level best of class awards at any AOS sanctioned shows and at least one perpetual trophy. Also, any certified AOS or CSA judge who is not required to show at the Open level.
- Open: All Exhibitors required to collect tax from the sale of orchid plants, flowers, or supplies during the previous 12 months. Anyone qualified for any of the other levels may enter in the Open division if they prefer.
- Any exhibitor may show at a higher level than required, but once the exhibitor has moved up they may not move back down.

This year each Novice and Intermediate exhibitor will have their name entered for a special drawing at the February 2022 opportunity table, whether they are a POS member or not. POS will purchase an extra five plants for the table. Participants will have a chance to be among the first five people to choose a plant from the table. (One entry per exhibitor.) You must be present at the February meeting or send a representative in order to win.

# Schedule of Classes 2022

Sections are the main Alliances or groups of orchids, and are signified with a letter (A for Cattleya alliance, B for Cymbidium, etc.)

Classes are subdivisions within Sections, and are signified with a number, e.g., Class A1 for Cattleya species)

Levels of skill of Exhibitor: Novice, Intermediate, Advanced and Open. A different colored entry card is used for each category. (Please see show rules to determine your level.)

Plants may be entered in only one class in sections A through I. Plants entered in Sections A through I may also be entered in Sections J or K. A separate entry card must be filled out for each section entered.

Plants entered in the incorrect Class may be disqualified from judging or the judges may reenter them correctly at their discretion. Questions should be directed to the clerks at the plant entry table or to the show chairperson.

## A. Cattleya alliance

- A1.** Cattleya species
- A2.** Cattleya hybrids (Blc., Slc., Sc., Lc., Bc., Bl., Potinara, etc.)
- A3.** Laelia species
- A4.** Laelia hybrids (not included in Cattleya hybrids)
- A5.** Other Cattleya species (Brassavola, Epidendrum, Encyclia, Broughtonia, Oerstedella, Barkeria, Prosthechea, Anacheilium, Euchile, Panarica, Oestlundia, Dinema, Nidema, etc)
- A6.** Other Cattleya alliance hybrids

## B. Cymbidium

- B1.** Standard species with natural flower spread of 3 ½” or greater
- B2.** Intermediate and miniature species with natural flower spread of less than 3 ½”
- B3.** Dark colored Standard hybrids, including flares, with a natural flower spread of 3 ½” or greater on largest flower.
- B4.** Light colored Standard hybrids, including flares, with a natural flower spread of 3 ½” or greater on largest flower.
- B5.** Dark colored Intermediate hybrids, including flares, with a natural flower spread of 1 ¾” - 3 ½” on largest flower.
- B6.** Light colored Intermediate hybrids, including flares with a natural flower spread of 1 ¾” - 3 ½” on largest flower.
- B7.** Miniature hybrids less than 1 ¾” on largest flower.- All colors
- B8.** Splash-petal, Splash-sepal and large, prominent spots – All sizes

## C. Odontoglossum alliance (Oncidiinae)

- C1.** Odontoglossum species and hybrids
- C2.** Oncidium species and hybrids, plants 12” and under (including inflorescence and flowers)
- C3.** Oncidium species and hybrids, plants over 12”
- C4.** Miltoniopsis and Miltonia species and hybrids
- C5.** Other hybrids, including Intergeneric hybrids

## D. Paphiopedilum alliance

- D1.** Species, single flower per inflorescence
- D2.** Species, multiple flowers per inflorescence
- D3.** Hybrids, single flower per inflorescence
- D4.** Hybrids, multiple flowers per inflorescence
- D5.** Phragmipedium hybrids
- D6.** Phragmipedium species
- D7.** Cypripedium, species and hybrids
- D8.** Selenipedium or Mexipedium species or hybrids

## E. Vandaceous

- E1.** Vanda, Euanthe and Ascocentrum species
- E2.** Vanda, Euanthe and Ascocentrum hybrids
- E3.** Phalaenopsis (including Doritis) species
- E4.** Phalaenopsis (including Doritis) hybrids, flowers 3” or greater
- E5.** Phalaenopsis (including Doritis) hybrids, flowers under 3”
- E6.** Phalaenopsis “big lip” hybrids
- E7.** Angraecoid species and hybrid
- E8.** Sarcophilus species and hybrids

# Schedule of Classes 2022 (continued)

## F. Pleurothallid alliance

- F1.** Masdevallia species under 6" (leaves)
- F2.** Masdevallia species 6" and over (leaves)
- F3.** Masdevallia hybrids under 6" (leaves)
- F4.** Masdevallia hybrids 6" and over (leaves)
- F5.** Dracula species and hybrids
- F6.** Other Pleurothallid species and hybrids (e.g., Dryadella, Stelis Lepanthes, Restrepia, Porroglossum) under 3" (leaves)
- F7.** Other Pleurothallid species and hybrids (e.g., Dryadella, Stelis Lepanthes, Restrepia, Porroglossum) 3" and over (leaves)

## G. Dendrobium

- G1.** Section Oxyglossum (including cuthbertsonia) species and hybrids
- G2.** Section Dendrobium species and hybrids (e.g., nobile, parishii, loddigesii)
- G3.** Australian and Dockrillia species and hybrids (Australian e.g., kingianum, speciosum)
- G4.** Section Formosae (aka nigrohirsutae) species and hybrids
- G5.** Section Latourea (e.g., atrovioleaceum) species and hybrids
- G6.** Species and hybrids in other sections

## H. Other

- H1.** Bulbophyllum (including Cirrhopetalum, and Haplochilus etc.) and Bulbophyllum relatives (Trias, Sunipea) species and hybrids
- H2.** Catasetinae species and hybrids
- H3.** Lycaste, Ida (Sudamerlycaste) and Anguloa species and hybrids
- H4.** Maxillaria, Bifrenaria, Rudolfiella, Xylobium, species and hybrids
- H5.** Zygopetalinae species and hybrids (with pseudobulbs, e.g., Zygopetalum, Promenaea, Pabstia, Galleotia etc.)
- H6.** Eriinae (Eria, Medicalcar, Ceratostylis ) species and hybrids

- H7.** Stanhopeinae (Stanhopea, Gongora, Houlettia, Coryanthes etc.) species and hybrids
- H8.** Coelogyne species and hybrids
- H9.** Dendrochilum species and hybrids (Panisea, Dickisonia, and relatives)
- H10.** All other species and hybrids
- H11.** Terrestrials (including Disa, Phaius and Calanthe)

## J. Orchids shown for foliage

- J1.** Jewel orchids (Ludisia, Anoectochilus, Macodes, Goodyera etc.)
- J2.** All other species and hybrids

## K. Special Categories

- K1.** Youth Exhibitor. Plant must be grown by the Exhibitor 17 years and under
- K2.** First bloom Cymbidium seedling - no meristems or divisions (all levels compete against each other)
- K3.** First bloom seedling other than Cymbidium
- K4.** Orchid Corsages. All exhibitor levels will compete in one class. If entries warrant the class will be split by the show committee.

## POS Perpetual Trophies

(Only current POS members entries are eligible for these trophies.)

**Barbara Todd Kennedy Trophy** - Best Entry in Show

**Katherine Jason Trophy** - Best Species in Show

**Peninsula Orchid Society Trophy** - Best Orchid Grown by an Open Exhibitor

**Anna Chai Trophy** - Best orchid grown by an Advanced Exhibitor

**Clar Hancock Trophy** - Best Orchid grown by an Intermediate Exhibitor

**Vallemar Gardens Trophy** - Best orchid grown by a Novice Exhibitor

**Mary & Gerardus Staal Trophy** - Best Pleurothallid

**Severin Orchid Farm Trophy** - Best Miniature Species (<8", including bloom)

**Kay Rinaman Memorial Trophy** - Best Cypripedium Alliance

## Yellow Rosettes for Sections with no Perpetual Trophy

Best Cattleya Alliance in Show

Best Cymbidium in Show

Best Paphiopedilum in Show

(excludes American slippers, which are covered

by the Kay Rinaman Memorial Trophy)

Best Odontoglossum Alliance in Show

Best Vandaceous Alliance in Show

Best Dendrobium in Show

Best Plant of Other Genus in Show

Please note, if judging time runs short, some of these may not be awarded.

## Plant Awards-Ribbons

At the discretion of the judges, First, Second and Third Place ribbons will be awarded in all Classes for which there are entries. Judges may withhold ribbons if, in their opinion, no suitable material is exhibited or may award more than one entry in a class with the same level ribbon.

Plant Awards by Skill Level - Trophies for Best of Section (These are the awards that count towards moving exhibitors to the next skill level.)

### Section A

Best Cattleya Alliance by Novice Exhibitor

Best Cattleya Alliance by Intermediate Exhibitor

Best Cattleya Alliance by Advanced Exhibitor

Best Cattleya Alliance by Open Exhibitor

### Section B

Best Cymbidium by Novice Exhibitor

Best Cymbidium by Intermediate Exhibitor

Best Cymbidium by Advanced Exhibitor

Best Cymbidium by Open Exhibitor

### Section C

Best Odontoglossum Alliance by Novice Exhibitor

Best Odontoglossum Alliance by Intermediate Exhibitor

Best Odontoglossum Alliance by Advanced Exhibitor

Best Odontoglossum Alliance by Open Exhibitor

### Section D

Best Paphiopedilum Alliance by Novice Exhibitor

Best Paphiopedilum Alliance by Intermediate Exhibitor

Best Paphiopedilum Alliance by Advanced Exhibitor

Best Paphiopedilum Alliance by Open Exhibitor

### Section E

Best Vandaceous by Novice Exhibitor

Best Vandaceous by Intermediate Exhibitor

Best Vandaceous by Advanced Exhibitor

Best Vandaceous by Open Exhibitor

### Section F

Best Pleurothallid Alliance by Novice Exhibitor

Best Pleurothallid Alliance by Intermediate Exhibitor

Best Pleurothallid Alliance by Advanced Exhibitor

Best Pleurothallid Alliance by Open Exhibitor

### Section G

Best Dendrobium by Novice Exhibitor

Best Dendrobium by Intermediate Exhibitor

Best Dendrobium by Advanced Exhibitor

Best Dendrobium by Open Exhibitor

### Section H

Best Plant of other Genus by Novice Exhibitor

Best Plant of other Genus by Intermediate Exhibitor

Best Plant of other Genus by Advanced Exhibitor

Best Plant of other Genus by Open Exhibitor

### Section J

Best Plant Shown for Foliage by Novice Exhibitor

Best Plant Shown for Foliage by Intermediate Exhibitor

Best Plant Shown for Foliage by Advanced Exhibitor

Best Plant Shown for Foliage by Open Exhibitor

# Upcoming Events

**December 18 - Pacific Central AOS Judging at Filoli**, indoors. 86 Canada Rd, Woodside. Masks required. Plant entry 9:00 am, judging begins at 9:30 am. Contact chaunie.langland@earthlink.net for directions on entry into Filoli. There is no charge to attend judging, but you must purchase tickets well ahead of time if you wish to visit the home and gardens, always beautifully decorated for the holidays.

**January 4 - Pacific Central AOS Judging at San Francisco** County Fair Building, 1199 9th Ave., SF. Plant entry 6:30 pm, judging begins at 7:00 pm. Enjoy the speaker - Paul Bourbin, Caring for Disas. You must be fully vaccinated and bring a photo of your card, or your card, and ID.

**January 15 - Pacific Central AOS Judging at Filoli**, indoors. 86 Canada Rd, Woodside. Masks required. Plant entry 9:00 am, judging begins at 9:30 am. Contact chaunie.langland@earthlink.net for directions on entry into Filoli. There is no charge to attend judging, but you must purchase tickets well ahead of time if you wish to visit the home and gardens.

**January 22 - Gold Coast Cymbidium Society annual auction**, 12:30 pm at the San Mateo Garden Center, 605 Parkside Way, San Mateo, CA.

**January 28, Peninsula OS show set up**, plant entry, ribbon and trophy judging and AOS judging. Community Activities Building, 1400 Roosevelt Ave., Redwood City. Volunteers needed!

**January 29-30, Peninsula OS Show and Sale**, 10 am - 5 pm both days. Admissions \$10 except for volunteers. 1400 Roosevelt Ave., Redwood City. Volunteers needed!

**February 25 - 27, Pacific Orchid Exposition**, San Francisco County Fair Buildings, 1199 9th Ave., SF.

**April 9 - 10, Gold Coast Cymbidium Society Show and Sale**, Community Activities Building, 1400 Roosevelt Ave., Redwood City.

## Gold Coast Cymbidium Society, Inc. 2022 Cymbidium Orchid Auction



**Saturday, January 22, 2022**

**Auction starts: 1 PM**

**Buyer Registration & Preview: 12:30 PM**

**San Mateo Garden Center  
605 Parkside Way  
San Mateo, CA 94403**

**Beautiful Cymbidiums and  
companion plants, including plants  
in spike, species, and rarely  
available Show & Award winners!**

- 150 Plants
- No buyer premium (no fee to register)

**Any questions email: [auction.gccs@gmail.com](mailto:auction.gccs@gmail.com)**



Cym. Mount Vision "Hallelujah" HCC/AOS, JC/AOS  
Photo by Audrey Young-Tarter

**Auction Catalog & Plant Photos  
available in mid-January at:**

**[www.GoldCoastCymbidiumSociety.org/auction](http://www.GoldCoastCymbidiumSociety.org/auction)**



# Time to renew your membership!

## 2022 Peninsula Orchid Society Membership Application or Renewal

Write checks payable to: POS

Mail to: Steve Proschan – POS Membership  
326 El Paseo, Millbrae CA 94030

*(Membership chairperson for 2022 is Olga Ostrovsky - checks are being mailed directly to the treasurer)*

Member Information (Please Print):

Name(s) (1) \_\_\_\_\_ BirthMonth \_\_\_\_\_  
(2) \_\_\_\_\_ BirthMonth \_\_\_\_\_

Address: \_\_\_\_\_  
\_\_\_\_\_ ZipCode \_\_\_\_\_

Phone: \_\_\_\_\_

**Please Note: We need your current e-mail address to send you *The Sheath*. Also, you will receive last minute information about orchid related events if we have your e-mail address. Your contact information is never shared except in an annual directory sent only to current POS members.**

**E-mail:** (1) \_\_\_\_\_  
(2) \_\_\_\_\_

Type of Membership:

- Individual \$20.00                       Household membership additional \$10.00  
 Payments can be made by Paypal on POS website [penorchidsoc.org/membership.html](http://penorchidsoc.org/membership.html)

Our membership year runs from January 1 through December 31. Everyone is encouraged to renew before the end of January each year.

---

Membership Chair's area

Date paid \_\_\_\_\_ Check No. and amount \_\_\_\_\_

Receipt No. \_\_\_\_\_ Cash Amount \_\_\_\_\_

# November Show & Tell



Barkeria scandens Chaunie L



Gombrasiltonia Hilo Ablaze Dan W.



Cattleya



(Louiscappeara Queen Adelia x  
Encyclia Ginger Snap) Dan W



Dendrobium



Dendrochilum



Cattleya




Cymbidium xgammieanum Anna C.



Cattleya coccinea,  
Anna C




Gastrochilus rutilans Leena W.  
Vanda and Aeragis Catherine O.





PENINSULA ORCHID SOCIETY



# RECONNECT WITH ORCHIDS

Orchid Show and Sale



January 29-30, 10am-5pm  
1400 Roosevelt Ave  
Redwood City, CA 94061

[penorchidsoc.org](http://penorchidsoc.org)

Scan me to  
get more info

