

the sheath

The newsletter of the peninsula orchid society

january 22

my life with slippers

glen decker

Glen will share some of the highlights and lowlights of his many years growing slipper orchids. After *Phragmipedium kovachii* was discovered, his nursery was the only place to purchase *kovachii* legally for quite a while.

Glen Decker has been growing orchids for nearly 40 years, and holds the degree of Associate in Applied Science in Ornamental Horticulture. Glen is the former owner of Piping Rock Orchids in Galway New York, selling quality orchids for 20 years. He was the previous chair of the American Orchid Society's Publications Committee and a past Director of the Orchid Digest Corporation. Glen has won numerous AOS awards, including the Butterworth Prize, Nax Trophy, WW Wilson Award and the Carlyle A. Luer Award. He has appeared in Martha Stewart's Better Living Magazine and on a PBS TV special "Orchid Delirium". He rewrote the Slipper section of the Brooklyn Botanic Garden's "The Best Orchids for Indoors" and was the technical editor for the "Orchids for Dummies" book. He also has written many articles on *Paphiopedilums* and *Phragmipedium*, which have been published worldwide.

Meeting Details

January 22

6:45pm Meeting sign in opens

7:10pm My life with slippers

8:10pm Skill session

8:30pm Show and tell

9:00pm Plant Giveaway

Skill Session

Kathy Barrett will cover The Plant List (for how to spell), The AOS searchable magazines (now subject searchable), the ODC article index online (as well as their culture articles) and *maybe* the Humboldt OS global orchid search. Maybe the Facebook group Slipperorchids Australia for its file archive.

Plant Giveaway

Raffle plants will be *Maudia*-type *paphiopedilums* from Sunset Valley Orchids. These are excellent window sill growers. Any POS member who attends the meeting for at least half an hour will be eligible for the drawing. If you do not want to participate in the drawing please email Chaunie at chaunie@cluemail.com at least 2 hours before the meeting or private chat with her during the meeting. Please do not wait until right before the drawing to do this; she is not a fast worker.

president's message

Ken Jacobsen

I hope all our members have started the year healthy and safe, and that as the year progresses, you'll be able to enjoy more and more of the activities you like most. I welcome you back to another year as a member of the Peninsula Orchid Society. The past year has been a strange and difficult one in so many ways, and for many of us we've used our orchids as a way of maintaining our sanity. As a group, we're very lucky to have our orchids, and even if meeting in person is still quite a few months away, sharing our plants virtually provides some of the comradery we would experience at an in-person meeting.

I want to thank the past board for their efforts during a very trying and difficult year. They did an amazing job in keeping us together, and starting us with tools that allow us to pull in guest speakers from anywhere in the globe. We'll be continuing to use those tools, even after in-person meetings are allowed, to enable speakers to join us from far locales, and to enable members to enjoy the meeting when they otherwise may not be able to attend.

We have a couple items coming up in January that I hope will be of interest to our members. First, for members who renew or have already renewed and want it, each member (one per family membership) will receive a seedling Cattleya. This same offer will extend to new members, or those whose membership had lapsed and they are now rejoining the POS. The board hopes members will enjoy these plants, and we plan on having a competition of some sort centered on these plants, with details to be provided soon. The number of gift plants is limited, so they will be allocated on a first come, first served basis until all the gift plants are distributed. Also, we're having a plant sale starting near the end of this month, and ending the first week of February. The same software will be used that was used for the auction last fall, and as for that auction, the sales information will detail how to drop off sold plants, or pick up purchased plants. If this sale goes smoothly, we can have another one later in the Spring, when different orchids are in bloom. Finally, this is your club. The board members are here to help things go smoothly, and to ensure the club functions the way you want it to function. If you have ideas or comments, please, send them to us!

Happy growing,
Ken

member news


membership renewal

Dear Peninsula Orchid Society member,

The membership gift plants are here! For those of you who have already renewed, I'll get a list of your names from our membership chairperson, Olga Ostrovsky – should you not want a membership plant, please let her know so we can make the plant available to others who renew later. If you haven't yet renewed, now is the time. These plants are limited in number, and are on a first come, first served basis. Those renewing earliest will have a larger number of plants from which to choose.

Once Olga has provided me your name, you can make arrangements with me to pick up your plant, or have someone else pick up your plant for you. These plants are currently in my greenhouse in Half Moon Bay.

Happy growing,
Ken



winter online orchid sale

The POS Winter Sale is up and running! And if you have something you want to sell you have until January 26 to enter it (ginger94022@gmail.com), but the sooner you enter your plants the better chance you have of finding your buyer. And if you are interested in buying (and aren't we all?) the sooner you start checking the sales page the better chance you have of finding the orchid(s) you want to add to your collection.

There is a good variety of orchids in our sale, a surprising number of FCC awarded plants, with a fabulous variety of outdoor growing Laelia anceps and Cymbidiums, and many plants in spike, bud or bloom.

Plant drop off and pick up day will be on Saturday, February 6. Drop off in the morning, pick up in the afternoon at Ken's greenhouse near Half Moon Bay. I am attaching the sale rules and explanations. And of course if you have questions please email me.

Click here to go
to the sale
website


See all of the sale
information and
details at the end of
this newsletter

Happy Birthday!

Carol Basey
Terry Boomer
Diana Hallesy
Jean Lee
Mariko Nagashima
Paulina Ornelas
Monique Redmond

2021 Board of Directors

President - Ken Jacobsen
Vice President - Chaunie Langland
Recording Secretary - Isis Trenchard
Correspondence Secretary - Helena Wee
Treasurer - Janusz Warszawski
Director of Membership - Olga Ostrovsky
Director of Way and Means - Mark Khoo
Director at Large - Mariko Nagashima
Director at Large - Mary Bui-Pham
Director at Large - Sue Rose
Past President will be Carol Zoltowski



**Saturday
February 6
8:00AM - 1:30PM
\$30**

**Click here to go to the
registration website**

AOS Orchid Culture Day

Sat, Feb 6, 2021 8:00 AM - 1:30 PM PST

Price: 30.00 USD

The First AOS Speakers' Day, an ORCHID CULTURE DAY! will be held with multiple speakers to help you grow orchids successfully. This is being recorded so if you miss something, you will be able to go back and view it on line. We are having a Wheel of Fun Raffle. All registered names will be entered to win.

HIGHLIGHTS

- Kristin Uthus- New World Orchids Growing Miniatures 8-8:45 am PT.
- Francisco Miranda - Miranda Orchids - Brazilian Habitats and their influence on Culture 9-9:45 pm PT
- Ron McHatton, Chief Science Officer, AOS - Those Pesky Bugs 10:00-10:45 pm PT
- Dave Sorokowsky - Paph Paradise - Growing Healthy Paphs! 11:00-11:45 pm PT
- Alan Koch - Gold Country Orchids - Secrets of Growing Dendrobiums 12:00-12:45 pm PT

miniature orchid species book update

Happy New Year! I hope this one turns out better. I am sending this information out about our upcoming second edition of "A Compendium of Miniature Orchid Species". It has been seven years since the first edition was released, and it has been sold out for nearly six years. If this has already been sent to you, or you have already pre-ordered it, I hope you will consider forwarding it anyone that you think might be interested. We would really appreciate it.

I am very proud of the changes we've made. It is not the same product as the first edition, nor is it a continuation. The books are smaller in size, now 8.5" x 11", and there are now four volumes instead of two. The text has been revised, misidentifications corrected, taxonomy updated, and approximately 1200 new photographs have been added. Of those new photos, somewhere between 350-400 are replacements, and 800-900 are new additions. The first edition had 1800 images, whereas this edition will have 2800 or more. Attached is a link to the information from our publisher, Redfern Natural History Productions.



**Click here to go to the
publisher's website**

Thank you.
With warm regards,
Ron Parsons

some thoughts on watering

Chaunie Langland

One of the most common questions asked of speakers and of other society members, is “How often do you water, or how often should I water?” Also, “How much should I cut back watering in the winter?”

Recently I had someone ask me if I cut back watering in the winter and I said “No.” However, that certainly wasn’t accurate. What I meant was “No, I don’t cut back anything like Ken Jacobsen does.”

There is no one size fits all formula. If I were to water the way Ken does, almost every one of my orchids would die or be severely downsized. If Ken were to water the way I do he would also lose most of his orchids. It follows that if you blindly water the way Ken or I water, your collection is likely to suffer. With the wide variety of micro-climates and growing methods in the Bay Area, unless you live within half a mile of the person whose advice you have asked for and are growing in identical conditions, you are going to have to do a bit of thinking and experimenting with your collection.

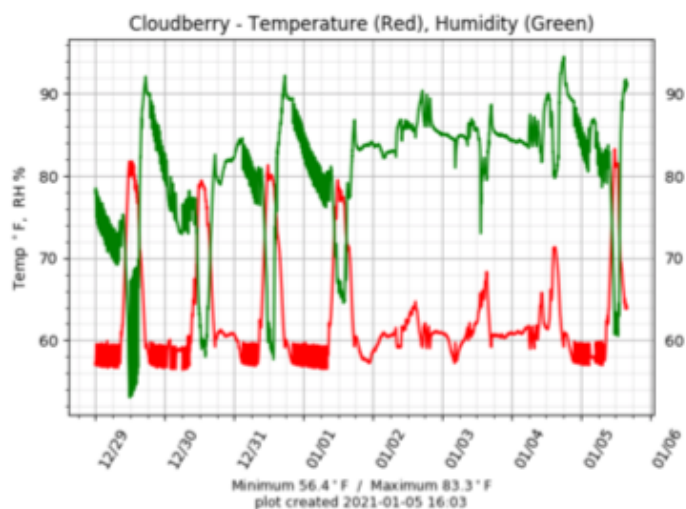
Let’s look at two different winter growing situations. Ken Jacobsen grows many of his orchids in a commercial size unheated greenhouse about half a mile inland near Half Moon Bay and in mainly unheated outdoor growing areas in Belmont. I grow my orchids either in my heated greenhouse or my backyard on the south side of my house in Fremont, with no trees giving shade in winter.

Ken sometimes goes over a month between waterings in the middle of winter. His orchid media is not rapidly drying out and his plants do not have a huge amount of sun, though more in the winter than in the summer. Watering every couple of days would cause root rot and his plants would either die or be severely damaged from root loss. I water my greenhouse plants every day to every three days during the middle of winter. I fertilize them too - because most of them are in active growth. Daytime temperatures reach between 70 and 85 on sunny days. I water my outdoor plants every three to seven days. If I went over a month without watering, all of my plants would die or be severely harmed, except the Catasetinae, because the roots would wither. Even the orchids that are the same type as at Ken’s greenhouse.

How do you figure out how often YOU should be watering?

Growing in your house you may maintain your temperatures and air movement within a small range throughout the year compared with outdoor or greenhouse growing, but your light situation will change dramatically in the same space over the year. As the sun rides lower in the sky in the winter, areas that normally are in bright shade may receive direct sun. You may need to guard against leaf burn as well as water a bit more because the potting media has heated up from the sun shining on your pots.

In your greenhouse you need to have some type(s) of temperature and humidity sensors whether you have a read-it-in-the-greenhouse thermometer with a way to save minimum and maximums or fancier transmitting sensors that will send readings to a computer in your house and give you a graph. There are also devices that will log your temperature and humidity readings that you can then download to a computer when it is convenient. If you take your shade cloth off in the winter you will need to increase your watering over fall watering unless we are having an unusually rainy winter. Your unheated greenhouse does not have the same conditions as outdoor plants. The greenhouse effect means that it will get much warmer in your greenhouse on sunny or lightly overcast days than the outdoor temperatures, plus it may have more or less air movement than outdoors.



This is the temperature (oF, red) and relative humidity (% , green) for my greenhouse for eight days. The 29th through the 1st were sunny days, then we had three days of rain and clouds followed by a sunny day. At night you can see the thermostat controlled heaters cycling on and off (and the executives at PG&E rubbing their hands together in glee). Cloudy days often mean warmer nights so the heaters don’t run as much.

Outdoors you have some good readings available at online websites that report from neighborhood home weather stations (wunderground.com is one). Just keep in mind that a south facing area and a north facing area are likely to have a 10 to 20 degree temperature difference for the high of the day.

Understanding your conditions, coupled with some experience, will lead to better decisions on your part on when to water. But when you do water, water well, don't just moisten the top of the potting media. If you leave the roots dry you aren't really accomplishing anything.

What if you notice several or many of your orchids looking poorly - pseudobulbs shriveling, leaves falling off of orchids that don't normally lose their leaves, unusual leaf color changes? Then it is time to pull one or two of them out of their pots. If you find the media very dry and roots shriveled then you are either not watering often enough, or when you do water you are being too cheap with your water and not watering the entire pot. If you find the media soggy and the roots brown and rotted, then you are overwatering and need to cut back.

If you find the roots in the bottom of the pot rotted with soggy media around them and the top parts of the roots dry and withered, then you should have repotted a while ago. You can only get away with watering less to make up for the media needing to be replaced for so long.

Should you fertilize?

Two conditions together indicate you should be fertilizing - the orchid is growing (new root growth, new leaves) and you have some sun with warm daytime temperatures. On days when my greenhouse is above 75 degrees in the winter I run out and fertilize. If it is sunny and warm in there day after day then I fertilize on my summer schedule as long as I see growth taking place. There are plants that I skip for one or two waterings as they are not growing, or they just prefer less water and I skip them alternately in the summer too.

Recovering from too dry

If the roots are drying up and shriveling you either need to water more often or more deeply. I say this because I have seen people who are afraid to run the water over their pot for long enough to actually water the roots. After the media has become bone dry the surface tension on the media will cause the water to run straight through even when you water well. At that point you have choices. Water well with a drop of dish detergent in the water. Detergent is a surfactant and aids in decreasing the surface tension that is holding the water off of the media. Or you can water every day for a week or two for dry bark. With bone dry sphagnum moss you can simply run water through it for about five minutes and it will be back in business.

What if you have waited way too long to address this, all of your pseudobulbs are significantly shriveled and every one of your roots is dead? Watering now will not help at all. There is nothing left to carry water into the storage areas in the pseudobulbs. And those pseudobulbs are not going to grow any new roots. But wait, don't throw that plant on the compost heap just yet. Moisture and nutrients are in the shriveled pseudobulbs (we are talking still green and leathery, not brown and crispy). These may nurture a new growth in the winter or spring. Wait for that new growth to start. Then it is time to carefully repot. The nutrients stored in the pseudobulbs will be transferred to the new growth. You will want a smaller pot as you are only watering the new growth and a large pot may cause you to tip over into the other problem - swamping your roots with too much water. You have put in too much work and worry on this to lose your orchid now! Just be extremely careful not to break the new roots if they have started growing. Do not pull away old media from anywhere near those new roots. Your orchid will have received a huge set-back, but you can make a comeback now.

If your orchid doesn't have pseudobulbs and it has no roots but it still looks good, try the damp (not sopping wet) sphagnum moss near, but not touching, the base of the plant, in a sealed plastic bag trick. You need to keep it out of direct sun, open the bag daily to exchange air, and hope like crazy that roots start to grow. Don't count on it. Maybe just buy a new orchid and save yourself the anxiety.

Recovering from too soggy

Remove the rotted roots. If you have some left, repot into a much smaller pot with the same type of media though you could change from plastic to a clay pot. If you have no roots left, follow the same procedure as for too dry.

In summary, the things that affect how often you need to water are numerous and complex. Temperatures, light, air movement, type and age of potting media, type and size of pot, type of orchid. If you pay close attention to your orchids and try to figure out what is causing any undesirable changes you see before they get too far along you will soon be a watering expert. For your own growing conditions. And if you are stumped, then post your issue on the society Google Group and you will probably have many suggestions of things to try.

Miscellaneous

And now, let's reflect on roots and repotting. I have read that if your roots grow in air, they will not function in media. If they have grown in bark they will not function in moss. Etc. And in spite of my skepticism, I have seen some evidence of this as I am especially likely to change media on my Phals. From a pot to mounted if not doing well in the pot or hanging down the side of the pot. Other times I have also changed from moss to bark or vice versa. I have seen all of the roots that were previously doing OK in a pot slowly die once I put the orchid up on a mount. This is the case where it is easy to observe what is happening to the roots. So, it is an excellent idea when you feel compelled to completely change the growing media on your orchid to do it only when new roots are growing. They seem to adapt just fine to the new situation while the established roots may perish.

Update on Orchid Fleck Virus inquiry.

You may or may not remember that I was hoping that my several phalaenopsis that appear to have Orchid Fleck Virus (OFV) can be saved. I emailed Wesley Higgins as he edits Phalaenopsis Journal (PJ) of the International Phalaenopsis Alliance (IPA). I figured if anyone else cared about OFV it would likely be the Phal enthusiasts. I asked if there was any search feature for the online editions of the journal. Apparently not, but Wes kindly found two articles from past IPA journals for me. The one I am going to mention at this time was written by Erin M. Wood and J.E. Polston of University of Florida, Gainesville, Plant Pathology Department. In this 2012 article written for the PJ, I learned that some viruses, specifically Cymbidium Mosaic Virus and Odontoglossum Ringspot Virus, both of which can infect phalaenopsis, are systemic - they infect the entire plant and there is no cure. However, three other viruses found in phalaenopsis only infect the leaf that was inoculated with the virus. If you remove the leaf(s) and prevent the vector (thrips, false spider mites, you) from attacking the plant again your plant may be fine. Miss Orchid Girl had suggested in her YouTube video that your orchid could develop immunity to OFV. This article explained that orchids do not have immune systems, so there goes that idea. The article also did not list OFV as being confined to inoculated leaves, instead it said that of the six viruses known to affect phalaenopsis, "Orchid Fleck Virus is currently the least understood". It has been eight years since that article was written. I will keep looking for more information.

POS Winter Online Orchid Sale 2021!

Overview Summary

January 14 - plant entry opens

January 16 - online sale begins

February 4 - sale ends

February 6 - Plant pickup at Ken's greenhouse at Half Moon Bay

9 AM - 11:30 AM Plant intake

12:30 - 3:30 Plant pick-up

Maximum number of plants offered - 200

THE DETAILS

Peninsula Orchid Society will hold an online sale in January/February. Our goal is to provide a way for members with orchids to sell to connect with people who would like to have new orchids.

(Specific rules for seller, donors and buyers in sections below. Please read the entire thing. Thanks!)

Buyers will not have a chance to inspect the plants in person prior to bidding. Therefore photos and descriptions will be needed from sellers and donors.

The sale committee will begin posting the orchid entries on the sale site beginning January 14. Buying will open on January 16.

The sale will end at 7:00 PM on Thursday, February 4.

Entries may continue to be added during the sale if the limit of 200 plants has not been reached before the start of the sale.

We want to set this up for minimal contact. Therefore we will have one day (Saturday, February 6) for plant intake (morning) and pickup (afternoon).

We are not able to ship or deliver sold plants. We may be able to arrange a different pick-up site on a different day if needed. Please email Chaunie at chaunie@cluemail.com prior to buying plants to arrange an alternate pick-up. You can have a friend deliver or pick up your plants for you - you must email Chaunie to arrange this.

Sellers and volunteers will be required to wear masks and gloves at all times at the greenhouse and remain at least 6 feet apart on February 6. Volunteers will pack the sold orchids into boxes for pickup and place them in the vehicle for the buyers. Buyers will remain in their vehicles during this process except to open a trunk if needed. Buyers must wear a mask while talking to volunteers or if outside opening their trunk.

Sellers

Must be a current POS member or agree to have your 2021 dues withheld from your proceeds.

Plant entry information

Plant entries (orchids and related items) will open on January 14, 2021. Entries should be emailed to ginger94022@gmail.com.

How many can you sell or donate?

Maximum number of plants per seller or donor is thirty (30) until January 26.

- If there are still open slots they may be filled.
- Entries can be added until end of day January 26 if slots are still available.
- Entries are on a first come first served basis.

Photos

Each plant entry must include at least one photo, up to five photos, of the actual plant being sold. Please send photos that are 1MB or less each. Keep in mind that the more photos you provide the more confident the bidder will feel about the quality of your plant.

If you don't have a photo you have taken of your particular plant in bloom, the sales committee will try to provide a link to a flower online in the plant description. **We can not use photos you have borrowed from the internet.**

If you don't know the genus and grex of your plant you must provide a photo of it in flower.

Written descriptions

- Your plant ID number - two or three letters and two numbers
- Genus, grex, and if applicable clonal name of plant
- Sale price

- Any other description you would like to add to help sell the plant. We have plenty of room for text.

How the plants get transferred

Sellers and donors must deliver their sold plants to the greenhouse, between 9:00 AM and 11:30 AM on Saturday, February 6, 2021. You must wear a mask and gloves while outside your vehicle and remain 6 feet from others.

Each plant must be clearly marked with the sale ID number.

Any plants deemed unsuitable due to pest infestation, extensive bacterial infection seen on leaves, lack of establishment or general poor condition will be returned to sellers or donors immediately. Sellers and donors must remain on site until their plants have been checked in.

Buyers are welcome to inspect and virus test any plants they purchase and return them immediately. If your plant is returned we will contact you to arrange disposition of the plant.

Money

Sellers will receive 75% of the selling price of the plant. Peninsula Orchid Society will retain 25% of the selling price. POS will pay the fees to the sales site from this money.

Donors will receive a donation form for their taxes.

POS will collect and pay the sales tax.

Your check will be mailed to you by February 20, 2021.

Buyers

Do not need to be POS members, but do need to live close enough to pick up their plants in Half Moon Bay, CA. We will NOT ship any plants. You may be able to arrange a different pick up location and day, but you need to arrange this prior to buying any plants by contacting chaunie@cluemail.com.

How does the sale work?

Register online at <https://www.charityauctionstoday.com/auctions/peninsula-os-winter-orchid-sale-19954>, your credit card information will be required to buy, but you can register and see the offerings without entering your credit card information. Your card information is not held by POS or Charity Auctions Online but by Stripe, the credit card processing company.

At the close of the sale your credit card will automatically be billed for the plants you have bought. You will receive an invoice, which will include the list of plants you are purchasing, via email.

How do you get your orchids?

You must be able to pick up your plants at Ken Jacobsen's greenhouse, 12511 San Mateo Road, Half Moon Bay, Ca. between 12:30 PM and 3:30 PM on Saturday, February 6, 2021.

You will be given a 20 minute time slot to arrive pick up your plants, yes you have a choice of which time slot you receive.

Contact information for arranging your time slot will be listed on your invoice. We will NOT ship any plants.

Please either bring a copy of your invoice or be prepared to show it on your phone.

Your plants will be delivered to your vehicle by volunteers wearing masks and gloves. We ask that you stay in your car while we put your plants in. If you need to talk to volunteers you will need to wear a mask. Or you can text Chaunie from your car. Mobile # information will be on your invoice.

You will want to check your plants against your invoice. You are welcome to virus test your plants during your inspection. You will have 20 minutes to return should you find any issues. We will do our darnedest to make sure there aren't any.

2021 Peninsula Orchid Society
Membership Application or Renewal

Write checks payable to: POS

Mail to: Janusz Warszawski – POS Membership
1227 Monte Verde Ct., Los Altos CA 94024

(Membership chairperson for 2021 is Olga Ostrovsky - checks are being mailed directly to the treasurer)

Member Information (Please Print):

Name(s) (1) _____ BirthMonth _____

(2) _____ BirthMonth _____

Address: _____

_____ ZipCode _____

Phone: _____

Please Note: We need your current e-mail address to send you *The Sheath*. Also, you will receive last minute information about orchid related events if we have your e-mail address. Your contact information is never shared except in an annual directory sent only to current POS members.

E-mail: (1) _____

(2) _____

Type of Membership:

- Individual \$20.00 Additional Member same household \$10.00
 Payments can be made by Paypal on POS website penorchidsoc.org/membership.html

Our membership year runs from January 1 through December 31. Everyone is encouraged to renew before the end of January each year.

Membership Chair's area

Date paid _____ Check No. and amount _____

Receipt No. _____ Cash Amount _____